

# Technical Specification\*

Item	Specification
Max. illuminance (Ec) (1m)	160,000 lux
Light field diameter (1m)	140-270mm
Light field (D50/D10)**	60%
Depth of illumination (20%)**	1,300 mm
Depth of illumination (60%)**	600 mm
Color Temperature	Standard: 4,350K Optional: 3,500-5,100K
Color rendering index(Ra)	99
Color rendering index(R9)	97
Shadow dilution with tube	100%
Shadow dilution with one lateral mask	71%
Dimming range	5%(MIS light) -100%
Power supply of all light sources	30w
Protection against harmful ingress of water or particulate matter	IP 55

\*All values measured according to IEC 60601-2-41.  
 \*Due to manufacturing and measuring tolerances, all data relating to lighting systems has a tolerance of +/- 10%.  
 \*\*Max patch light field diameter.



## HyLED C50 Vet LED Surgical Lights

See Widely, Control Easily



Search Mindray Animal Medical

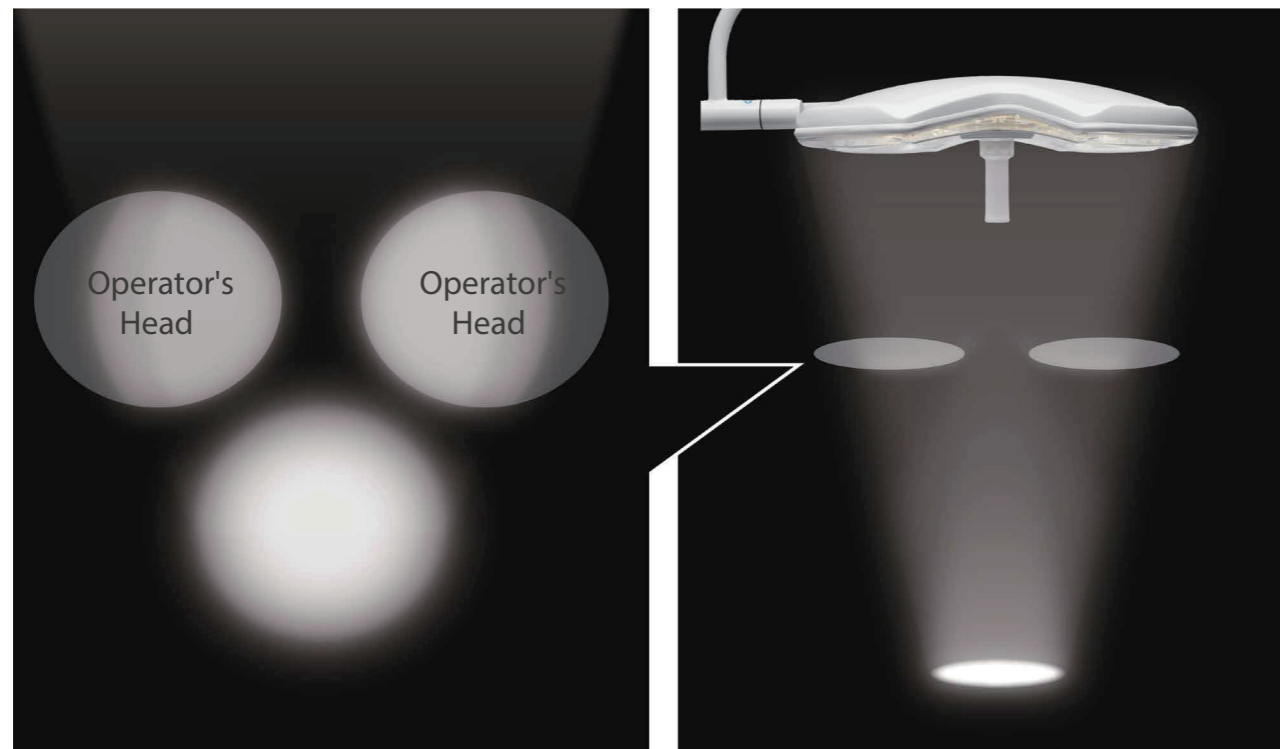
[www.mindrayanimal.com](http://www.mindrayanimal.com)  
[service@mindrayanimal.com](mailto:service@mindrayanimal.com)



# See Widely

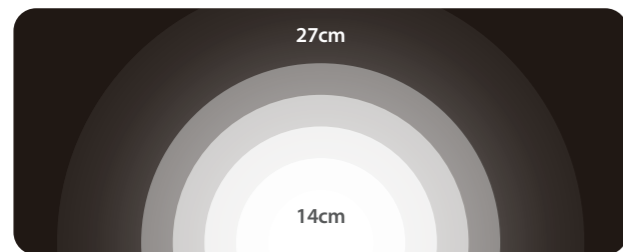
## Multi-Patch Superposition Technology (MPST)

The innovative MPST allows operators to have a clear & homogeneous light field. The light field remains uniform in illumination, shape, and color even if it's been obstructed by operators' heads.



### Wide Range Pattern Size

More Focus and Less Glare



With an optimized lens design, HyLED C50 Vet is suitable for surgeries with smaller incisions, such as appendectomy, cholecystectomy or thyroidectomy, which require light to be more focused and less glare.

### Variable Color Temperature

Distinguish Tissue Difference



Optional adjustable color temperature is variable from 3,500 - 5,100K, which is helpful to distinguish the differences between various tissue types and the perception of true tissue colors.

# Control Easily

## Touch Control

Several functions can be adjusted electronically through the capacitive touch screen, making the operation more easily.



## Remote Control

Remote control with Tablet, assistant can help to control the light remotely, operators can be more focus on surgery while reducing the cross infection risk.



## Stopless Rotation

Stopless rotation design to all joints, operators are able to position the lights toward the exact surgical field easily.



## Free Adjustment for Control

### Multi-functional Handle

It allows the operators to control multiple functions directly with a synchronous notice on the field. A customized combination can be set among intensity, field diameter, color temperature, and M-field mode.



# Optimization for Sustainability

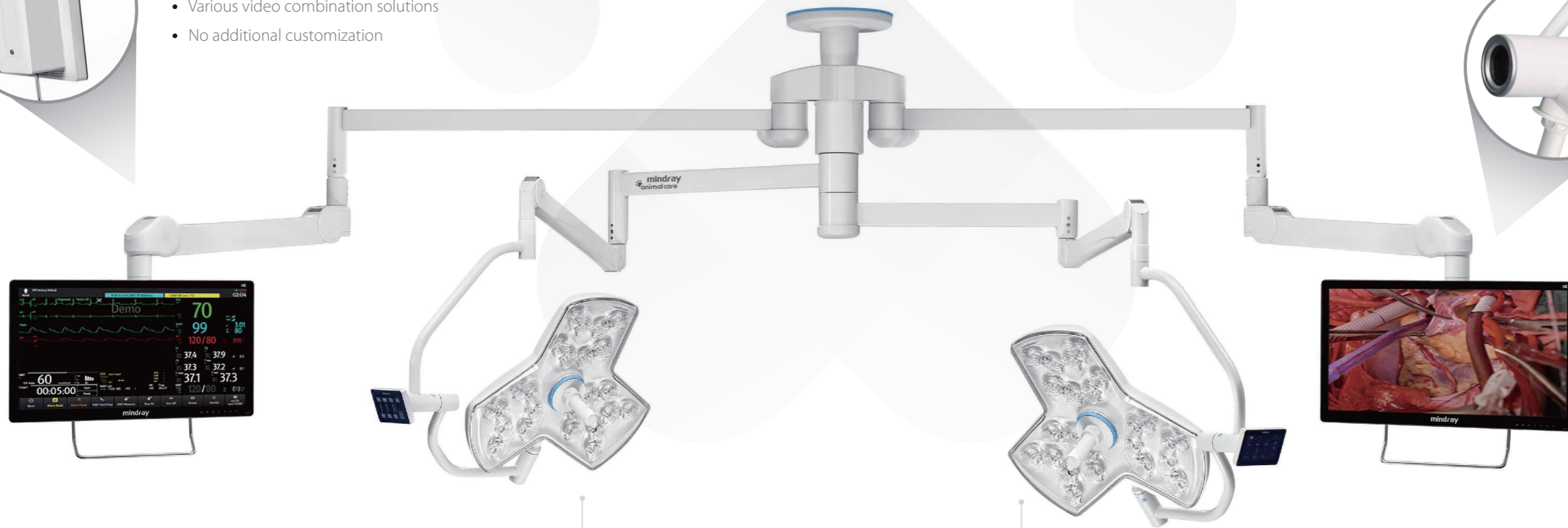
## Adaptive Display Holder

- Supporting large 4K endoscopic display
- Various video combination solutions
- No additional customization



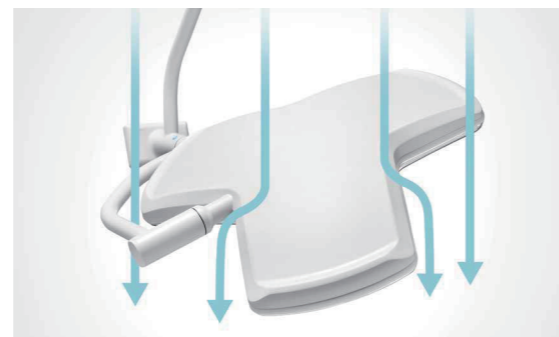
## Flexible Modular Design

- Display/camera arm can be added or removed after light installation
- Fast installation in 2 hours
- Design for future clinical trends - Bigger resolution, bigger display

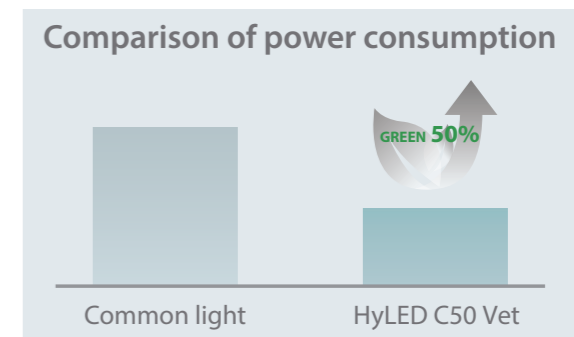


## Infection Control Design

- Integrated screwless design
- Laminar flow design
- Antibacterial coating surface



## Anti-attenuation THERMO technology



- Ensure stable illumination within ten years of service.
- Ultra-low power consumption: 30W